

LABELLING CRITERIA FOR APPAREL AND GARMENTS

As promulgated by the Ministry of Economic Affairs pursuant to the public notice of January 7, 1994 (Ref. No. Chin (82) Shan 231500);

As amended by the Ministry of Economic Affairs pursuant to the public notice of March 16, 1994 (Ref. No. Chin (83) Shan 203867);

As amended by the Ministry of Economic Affairs pursuant to the public notice of August 31, 1994 (Ref. No. Chin (83) Shan 216195)

As amended by the Ministry of Economic Affairs pursuant to the public notice of July 31, 2004. (Ref. No. Chin (93) Shan 09302108710)

As amended by the Ministry of Economic Affairs pursuant to the public notice of August 16, 2006. (Ref. No. Chin Shan 09502423710)

1. In accordance with the Article 11 of the Commodity Labelling Law, these Criteria are set forth state the basic elements that must be labelled on apparel and garments, and labelling methods are thereby established to promote proper labelling, maintain producer's reputation and protect consumer's rights. Provided that apparel and garments for export may abide by the regulations of the importing country.

2. In these Criteria, the term "apparel and garments" are defined as textile and leather goods (natural and man-made), and which are used to cover or protect human body.

(1) The items are included as follows:

滙 Tops: shirts, suits, blazers, jackets, sweaters, vests and blouses.

璦 Bottoms: slacks, skirts, culottes.

璦 Long apparel: dresses, coats, windbreakers, robes, formal wear, jumpsuits.

璦 Swimsuits.

清 Underwear.

璦 Pajamas and bathrobes.

淞 Hosiery.

泔 Accessories: handkerchiefs, ties, scarves, gloves, hats.

(2) The items are not included as follows:

滙 Dramatic costumes.

璦 Tailor-made or made-to-measures.

屐 Footwear.

伞 Umbrellas.

带 Belts.

包 Handbags, briefcases, back packs, purses, wallets.

垫 Wristpads, kneepads.

3. Labelling requirements are as follows:

- (1) The name and address of local manufacturer for domestic-made goods; the name and address of importers for imported goods.**
- (2) Size or measurements.**
- (3) The name of originating country.**
- (4) The fiber contents.**
- (5) The care instructions.**






4. The fiber contents must include the following information:




- (1) If the weight of nature or man-made fiber exceeds 5% of the weight of the single manufacturing unit, then, the name and weight by percentage of the fiber should be specified on label. To be label "OTHER FIBER" if fiber contents is less than 5%. But if the fiber can affect its washing and ironing or need to specify product's characteristics, then the name and weight by percentage of the fiber should be specified on label.
- (2) Identification of fibers by academic name or generic names; English academic name for where it's necessary(see table).
- (3) Label fiber's names and weight by percentage on each piece of suits or ensembles whether they could be sold separately or made of different materials.
- (4) Label "PURE WOOL" to commodities with more than 95% of wool.








- (5) The errors of weight by percentage could be $\pm 3\%$; but accessories, linings, and paddings are not included.
- (6) Commodities containing recycled wool or silk, which weight by percentage must be labelled.
- (7) Provided that the fiber contents has outer materials, linings and paddings of clothing where name and weight by percentage should be labelled separately.


5.The care instruction must include the following information:





- (1) The symbols specifying the property of apparel and garments of being water washing, dry-cleaning, bleaching, drying and ironing must be included on the label.
- (2) The symbols specifying the subject apparels and garments of water washing and dry-cleaning in any condition must be labelled.
- (3) There are four kinds of drying methods: tumble dry, hand dry, line dry and dry flat. Select one for care instruction after testing the performance of materials.
- (4) The care label should be expressed mainly in terms of symbols, but it could be accompanied with description of letters when it is necessary.
- (5) Suits or ensembles which may be sold separately or cared in different methods must be labelled by pieces.
- (6) The symbols and specified meanings of these Criteria as follows:






symbol	meaning	illustration	example
	Water washing	1.Laundry.(Be machine washed.)	 The article can be machine washed and hot water up to 90°C can be regularly used.
		2.The figure added with number indicates the maximum water temperature. When no number is given, hot water up to 90°C can be regularly used.	 the article can be machine washed and water temperature is up to 60°C .
		3.A "hand ()" design added to the figure indicates "Hand Wash" only.	 The article can be machine washed and water temperature is up to 40°C , but mid-speed agitation and reduced time.




		4."Single bar (-)" design added to underside of the figure indicates mid-speed agitation and reduced time.	 The article can be machine washed and water temperature is up to 40°C, but slow agitation and reduced time.
		5."Double bars (- -)" design added to underside of the figure indicates slow agitation and reduced time.	 The article can be Cleaned with manual agitation and a gentle squeezing action.(When no water temperature is given, hot water up to 90°C can be regularly used.)
		6.A "X" design added to the figure indicates "No Launder".	 No laundering in water.
		7."Hand Wash" symbols should be no longer added with "bar" designs.	





symbol	meaning	illustration	example
	Dry-cleaning	1.The articles are cleaned using solvents. (The process may also include tumble dry.)	 Cleaning only with petroleum solvents.
		2.The figure added with "petroleum" indicates cleaning only with petroleum solvents, but with option of no drying which should be explained by letters.	 Cleaning with petroleum or fluorocarbon solvents.
		3.The figure added with "F" indicates cleaning with petroleum or fluorocarbon solvents.	 Cleaning with petroleum, fluorocarbon, perchloroethylene or trichlene solvents.
		4.The figure added with "P" indicates cleaning with petroleum, fluorocarbon, perchloroethylene or trichlene solvents.	 Being washable with all sorts of dry-clean solvents.
		5.The figure added with "A" indicates being washable with all sorts of dry-clean solvents.	 Cleaning only with petroleum solvents, but mid-speed agitation, reduced time and dried at medium heat.
			 Cleaning with petroleum, fluorocarbon, perchloroethylene or trichlene solvents, but slow agitation, reduced time and dried at low heat.





		<p>6. "Single bar (-)" design added to underside of the figure indicates mid-speed agitation, reduced time and dried at medium heat.</p> <p>7. "Double bars (- -)" design added to underside of the figure indicates slow agitation, reduced time and dried at low heat.</p> <p>8. The figure added with "X" indicates " No Dry-cleaning".</p>	 No dry-cleaning.
--	--	--	---




symbol	meaning	illustration	example
	Bleaching	1. Bleaching.	 Bleaching with general bleaches (containing chlorine and oxygen).
		2. The figure added with "X" indicates no bleaches may be used.	 No bleaching.
		3. The figure added with "chlorine" and "X" indicates it can be bleached only with nonchlorine bleaches. Oxygen bleaches can be used.	 Bleaching only with bleaches containing oxygen. Chlorine bleaches may not be used.



symbol	meaning	illustration	example
	Drying(I)	1. Tumble dry (use a machine dryer).	 Drying with tumble, but the drying temperature up to 90°C.
		2. The figure added with " • Low" indicates the maximum temperature must not exceed 60°C.	 Drying with tumble, but the drying temperature up to 60°C.
		3. The figure added with " • • Medium" indicates the maximum temperature must not exceed 70°C.	 Drying with tumble, but the drying temperature up to 70°C.
		4. The figure added with "X" indicates no tumble drying.	 No tumble drying.
		5. When no letter or mark is given, drying temperature up to 90°C can be regularly used.	

symbol	meaning	illustration	example
	Drying(II)	<ol style="list-style-type: none"> 1. Use roller wringer or wring by hand. 2. The figure added with "X" indicates no wring. 	 Wringing by hand or spinning with slow-speed and reduced time.
			 Neither spinning nor wringing by hand, but it can be a little bit squeezed by hand and laid out horizontally for drying.

symbol	meaning	illustration	example
	Drying(III)	<ol style="list-style-type: none"> 1. Hand damp from line or bar in or out of doors. 2. The figure added with (☞) indicates line drying in shade. 3. The figure added with "X" indicates no line drying in shade. 	 Line drying after spinning or wringing.
			 Line drying in shade after spinning or wringing.
			 No line drying.

symbol	meaning	illustration	example
	Drying(IV)	<ol style="list-style-type: none"> 1. Dry flat. 2. The figure added with (☞) indicates drying flat in shade. 3. The figure added with "X" indicates no drying flat. 	 Drying flat after spinning or wringing.
			 Drying flat in shade after spinning or wringing.
			 No drying flat.

symbol	meaning	illustration	example
	Ironing	<ol style="list-style-type: none"> 1. Ironing and pressing. 2. The figure added with number indicates the maximum ironing temperature. 	 Ironing temperature up to 210°C can be regularly used.
			 Ironing temperature up to 120°C can be regularly used.

		<p>3.The figure added with (☞) indicates ironing with a pressing cloth.</p> <p>4.The figure added with "X" indicates no ironing.</p> <p>5.When no letter or mark is given, ironing temperature up to 210°C can be regularly used.</p>	<p> Ironing temperature up to 150°C can be regularly used with a pressing cloth.</p> <p> No ironing.</p>
--	--	---	--

6. Labelling methods as follows:

(1) The labelling requirements (1) and (2) No.3 shall be provided with sewing tags, hanging-on or on the inner or outer wrappers. Labelling of the country of origin of imported fabrics shall be provided based on the public announcement of Board of Foreign Trade of the Ministry of Economic Affairs.

(2) The labelling requirements (3) to (5) No. 3 shall be provided with tags which are not damaged and do not fade after wash; to be sewed to a conspicuous part of the commodities; and on the wrappers if wrapper is provided for the commodity. The following items may, however, be otherwise labelled by attachment, referring to brochure or simply hanging-on.

灑 Infant wear.

璦 Swimsuits.

璦 Underwear. (**bra exclusion**)

璦 Hosiery.

璦 Handkerchiefs.

璦 Reversible apparel without pockets.

璦 Imported commodities with sewn labels of the exporting country.

(3) The subject products shall be labelled mainly in Chinese language, supplemented by any foreign language.

7. These Criteria shall become effective on July 16, 1994.

The Criteria amended shall come into force one year after promulgation.

Table: Academic names of natural and synthetic fiber:

cotton	leather
kapok	fur
flax	rayon or polynosic
hemp	acetate
jute	triacetate
ramie	nylon
abaca	polyamide
silk	polyester
wool	acrylic
modacrylic(including acrylonitrile 35%-85%)	olefin
polyethylene	polypropylene
aramid	rubber
elastomeric or spandex	metallic